



Courvoisier Courts

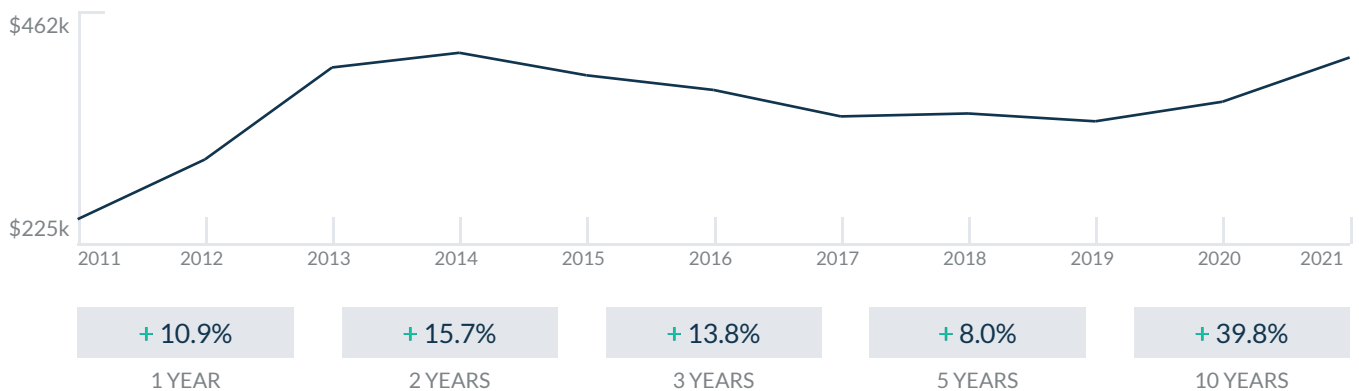
701 Brickell Key BLVD
Miami, FL 33131

Every month we compile this comprehensive market report focus on Courvoisier Courts in this convenient and easy to read format. Our datas comes from more than six different sources including MLS Associations, County Offices and Financial Institutions. Get this report for free every month on our website courvoisiercourtscondosforsale.com.

Property Stats

POSTAL CODE 33131

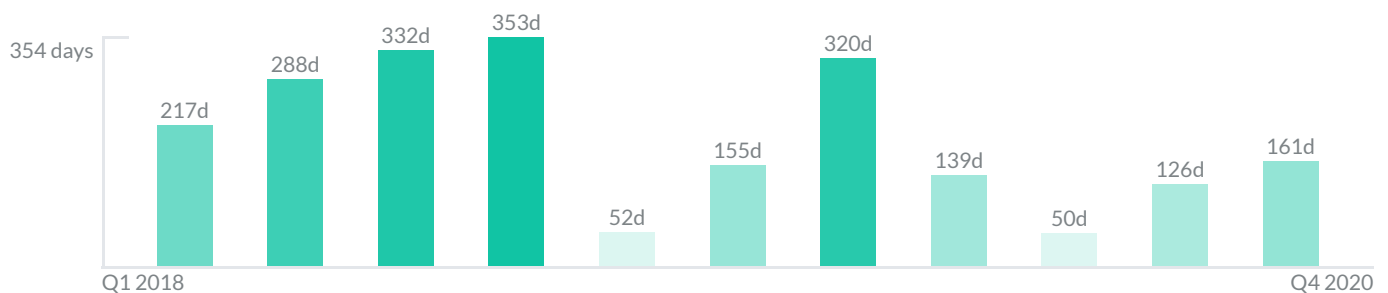
The property stats graph represents the median price evolution since ten years in your postal code area.



Similar Properties

DAYS ON THE MARKET

Everyday 3 months we monitor how many days it takes for similar properties to be sold. This is also a good indicator to know when to buy or sale!



Mortgage Rates

PER YEAR

Understanding mortgage economics is important when you want to buy with a loan. Below is the historical yearly average mortgage rates in the Unites States retrieved from Freddie Mac©

30 YEARS FIXED 4.4%



15 YEARS FIXED 3.9%



5/1-YEAR ADJUSTABLE 3.9%



Schools

CLOSEST

Having good schools nearby is important if you have kids or plan to rent or sell your home. Ratings are retrieved from the leading independent and nonprofit GreatSchools©

ELEMENTARY SCHOOL	MIDDLE SCHOOL	HIGH SCHOOL
Alpha Charter Of Aspire For	Genio Maria De Hostos Youth Leadership Charter School	World School Of The Arts
1/10	1/10	10/10

Insights

IN COURVOISIER COURTS

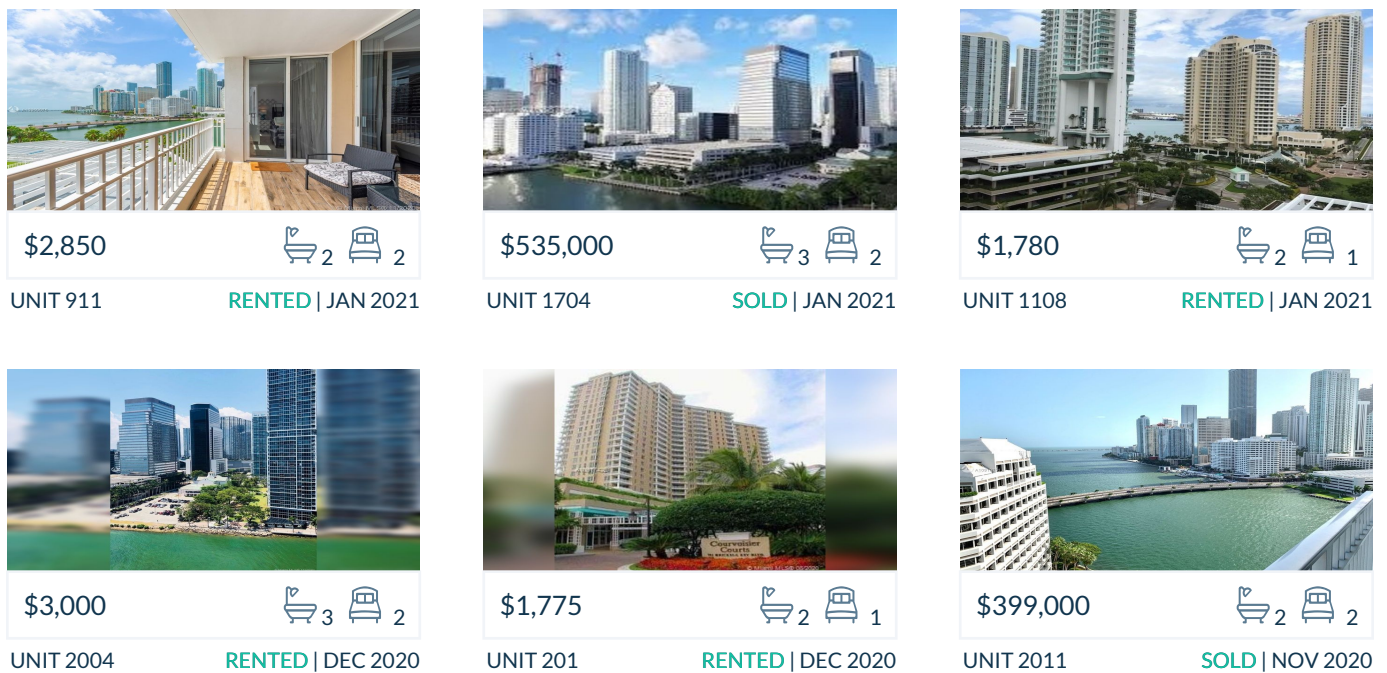
Below the average listing prices of available unit per property type.



Activity

SOLD OR RENTED

Below the latest transactions reported by the local MLS Association for Courvoisier Courts



Sold

LAST 20 PROPERTIES SOLD IN COURVOISIER COURTS

Unit	Price	Beds/Baths	\$/Sqft	Sqft	Buying Date	Days on Market
1704	\$535,000	2/3	\$435.0	1,230	Dec 2020	142
2011	\$399,000	2/2	\$314.9	1,267	Nov 2020	14
1002	\$599,000	2/3	\$459.0	1,305	Nov 2020	42
1707	\$310,000	1/2	\$312.5	992	Nov 2020	99
2109	\$422,000	2/3	\$335.7	1,257	Nov 2020	247
1512	\$650,000	3/3	\$392.7	1,655	Oct 2020	324
303	\$715,000	3/3	\$420.1	1,702	Oct 2020	260
1210	\$415,000	2/3	\$330.2	1,257	Sep 2020	240
408	\$335,000	1/2	\$309.6	1,082	Aug 2020	49
2709	\$475,000	2/3	\$377.9	1,257	Aug 2020	182
608	\$1,825	1/1	\$2.3	806	Jul 2020	34
1703	\$679,000	3/3	\$395.0	1,719	Mar 2020	70
CU-3	\$1,989	0/0	N/A	N/A	Mar 2020	103
701	\$345,000	1/2	\$413.7	834	Feb 2020	15
CU-2	\$1,600	0/0	N/A	N/A	Feb 2020	11
404	\$427,000	2/3	\$347.2	1,230	Dec 2019	243
1107	\$294,000	1/1	N/A	N/A	Nov 2019	132
706	\$449,000	2/3	\$348.6	1,288	Nov 2019	107
2002	\$599,000	2/3	\$459.0	1,305	Oct 2019	72
405	\$405,000	2/2	\$327.7	1,236	Sep 2019	108

Rented

LAST 20 PROPERTIES RENTED IN COURVOISIER COURTS

Unit	Price	Beds/Baths	\$/Sqft	Sqft	Rented Date	Days on Market
911	\$2,850	2/2	\$2.2	1,267	Jan 2021	63
1108	\$1,780	1/2	\$2.2	806	Dec 2020	26
2004	\$3,000	2/3	\$2.4	1,230	Dec 2020	15
201	\$1,775	1/2	\$2.1	834	Dec 2020	76
2308	\$1,850	1/2	\$2.3	806	Nov 2020	102
LPH-01	\$2,200	1/1	\$2.6	834	Oct 2020	140
2110	\$3,150	2/3	\$2.5	1,257	Oct 2020	6
LPH-08	\$1,900	1/2	\$2.4	806	Oct 2020	61
1906	\$2,800	2/3	\$2.2	1,288	Sep 2020	102
2205	\$2,950	2/2	\$2.4	1,236	Aug 2020	48
607	\$2,300	1/2	\$2.3	992	Aug 2020	93
1101	\$2,450	1/2	\$2.9	834	Jul 2020	17
1104	\$2,700	2/3	\$2.2	1,230	Jul 2020	44
1108	\$1,780	1/2	\$2.2	806	Jul 2020	26
1501	\$2,200	1/2	\$2.6	834	Jun 2020	64
2009	\$2,850	2/3	\$2.3	1,257	Jun 2020	96
1601	\$1,850	1/2	\$2.2	834	Jun 2020	60
701	\$1,800	1/2	\$2.2	834	Jun 2020	4
1106	\$2,700	2/3	\$2.1	1,288	Jun 2020	24
2403	\$3,950	3/3	\$2.3	1,719	May 2020	84

Currently Listed

ACTIVE LISTINGS 1/2

Unit	Price	Beds/Baths	\$/Sqft	Sqft	Listing Date	Owner
LPH06	\$1,350,000	3/4	N/A	N/A	Nov 2020	N/A
LPH-10	\$570,000	2/3	\$453.5	1257	Jan 2021	D VERNE SHA...
PH08	\$580,000	1/2	\$421.5	1376	Jan 2021	N/A
707	\$309,000	1/2	\$311.5	992	Sep 2020	
707	\$2,199/mth	1/2	\$2.2	992	Oct 2020	
708	\$299,000	1/2	\$371.0	806	Nov 2020	GERARDO AN...
711	\$435,000	2/2	\$343.3	1267	Jan 2021	N/A
911	\$535,000	2/2	\$422.3	1267	Dec 2020	DAYANA CAR...
1105	\$2,700/mth	2/2	\$2.2	1236	Jan 2021	ARTURO PAR...
1105	\$422,000	2/2	\$341.4	1236	Jan 2021	ARTURO PAR...
1106	\$450,000	2/3	\$349.4	1288	Nov 2020	N/A
1208	\$1,775/mth	1/2	\$2.2	806	Jan 2021	JOSE SALAS &...
1411	\$480,000	2/2	\$378.8	1267	Jan 2021	JAIME ZARUSKI
1506	\$460,000	2/3	\$357.1	1288	Jan 2021	JOSE ANTONI...
1511	\$399,000	2/2	\$314.9	1267	Jan 2021	ANITA NANW...
1606	\$458,000	2/3	\$355.6	1288	Dec 2020	NICOLAS VAL...
2004	\$525,000	2/3	\$426.8	1230	Nov 2020	N/A
2008	\$290,000	1/2	\$359.8	806	Jan 2021	EDUARDO W...
2411	\$699,000	2/2	\$551.7	1267	Jan 2021	GARY KENAJI...
2504	\$435,000	2/3	\$353.7	1230	Dec 2020	LAURIE RIDE...

Currently Listed

ACTIVE LISTINGS 2/2

Unit	Price	Beds/Baths	\$/Sqft	Sqft	Listing Date	Owner
2508	\$1,950/mth	1/2	\$2.4	806	Jan 2021	
2510	\$575,000	2/3	\$457.4	1257	Jan 2021	WILLIAM PAG...