



Courvoisier Courts

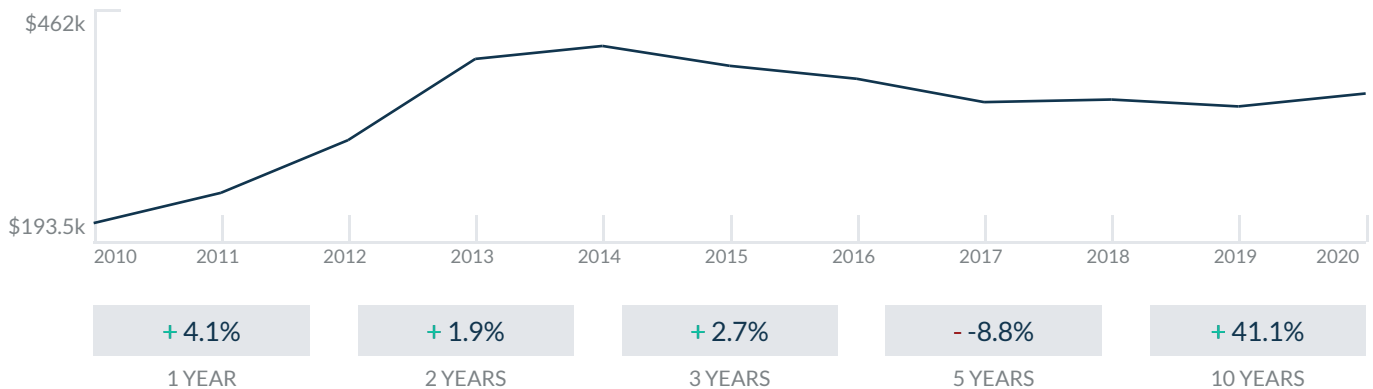
701 Brickell Key BLVD
Miami, FL 33131

Every month we compile this comprehensive market report focus on Courvoisier Courts in this convenient and easy to read format. Our datas comes from more than six different sources including MLS Associations, County Offices and Financial Institutions. Get this report for free every month on our website courvoisiercourtscondosforsale.com.

Property Stats

POSTAL CODE 33131

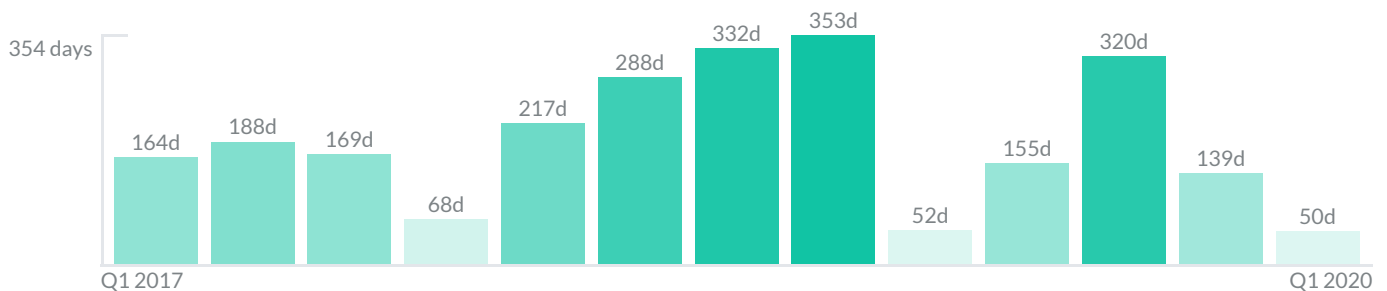
The property stats graph represents the median price evolution since ten years in your postal code area.



Similar Properties

DAYS ON THE MARKET

Everyday 3 months we monitor how many days it takes for similar properties to be sold. This is also a good indicator to know when to buy or sale!



Mortgage Rates

PER YEAR

Understanding mortgage economics is important when you want to buy with a loan. Below is the historical yearly average mortgage rates in the Unites States retrieved from Freddie Mac©

30 YEARS FIXED 4.4%



15 YEARS FIXED 3.9%



5/1-YEAR ADJUSTABLE 3.9%



Schools

CLOSEST

Having good schools nearby is important if you have kids or plan to rent or sell your home. Ratings are retrieved from the leading independent and nonprofit GreatSchools©

ELEMENTARY SCHOOL	MIDDLE SCHOOL	HIGH SCHOOL
Alpha Charter Of Aspire Engenio Maria De Hostos Youth Leadership Charter School	World School Of The Arts	
1/10	1/10	10/10

Insights

IN COURVOISIER COURTS

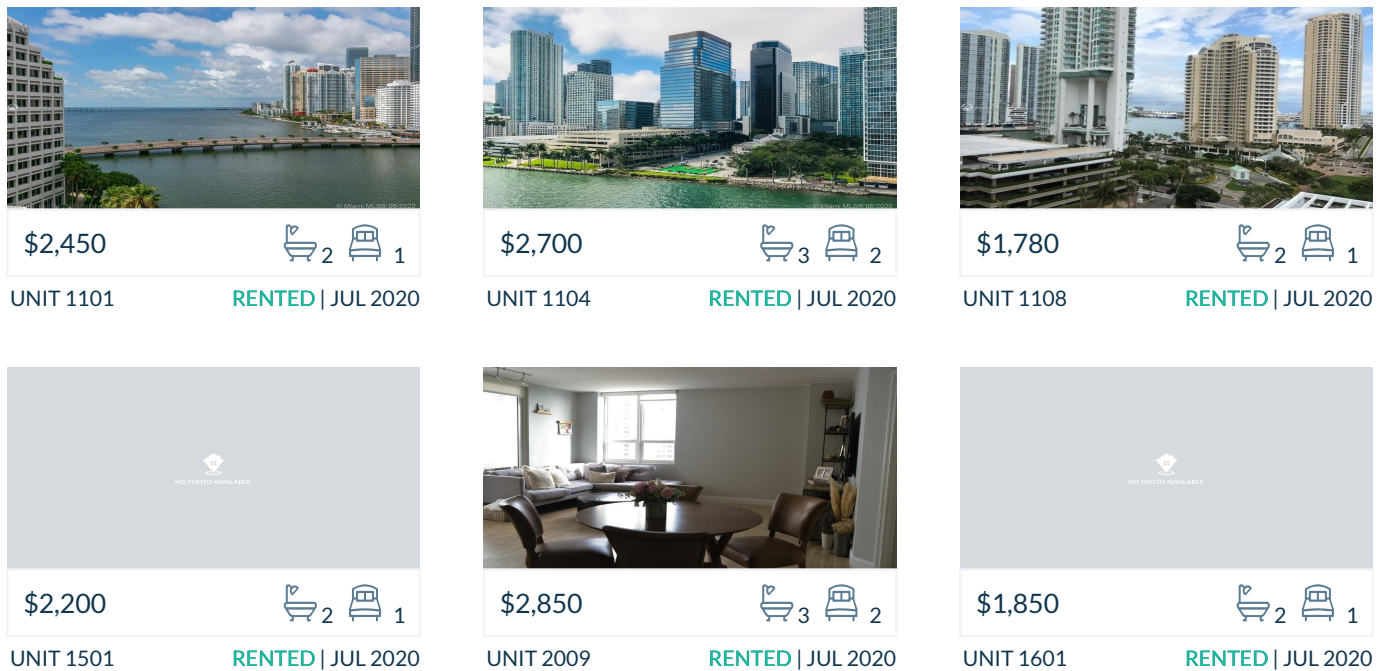
Below the average listing prices of available unit per property type.



Activity

SOLD OR RENTED

Below the latest transactions reported by the local MLS Association for Courvoisier Courts



Sold

LAST 20 PROPERTIES SOLD IN COURVOISIER COURTS

Unit	Price	Beds/Baths	\$/Sqft	Sqft	Buying Date	Days on Market
1703	\$679,000	3/3	\$395.0	1,719	Mar 2020	70
CU-3	\$1,989	0/0	N/A	N/A	Mar 2020	103
701	\$345,000	1/2	\$413.7	834	Feb 2020	15
CU-2	\$1,600	0/0	N/A	N/A	Feb 2020	11
404	\$427,000	2/3	\$347.2	1,230	Dec 2019	243
1107	\$294,000	1/1	N/A	N/A	Nov 2019	132
706	\$449,000	2/3	\$348.6	1,288	Nov 2019	107
2002	\$599,000	2/3	\$459.0	1,305	Oct 2019	72
405	\$405,000	2/2	\$327.7	1,236	Sep 2019	108
1802	\$525,000	2/3	\$402.3	1,305	Sep 2019	343
1812	\$718,500	3/3	\$434.1	1,655	Aug 2019	101
1508	\$310,000	1/2	\$384.6	806	Aug 2019	95
2005	\$415,000	2/2	\$335.8	1,236	Aug 2019	74
1805	\$499,000	2/2	\$403.7	1,236	Jul 2019	666
1805	\$499,000	2/2	\$403.7	1,236	Jul 2019	666
1211	\$449,900	2/2	\$355.1	1,267	Jul 2019	508
1004	\$449,500	2/3	\$365.4	1,230	Jun 2019	150
710	\$399,900	2/3	\$318.1	1,257	Jun 2019	N/A
903	\$750,000	3/3	\$436.3	1,719	Jun 2019	191
1405	\$429,000	2/2	\$347.1	1,236	Jun 2019	136

Rented

LAST 20 PROPERTIES RENTED IN COURVOISIER COURTS

Unit	Price	Beds/Baths	\$/Sqft	Sqft	Rented Date	Days on Market
1101	\$2,450	1/2	\$2.9	834	Jul 2020	17
1104	\$2,700	2/3	\$2.2	1,230	Jul 2020	44
1108	\$1,780	1/2	\$2.2	806	Jul 2020	26
1501	\$2,200	1/2	\$2.6	834	Jun 2020	64
2009	\$2,850	2/3	\$2.3	1,257	Jun 2020	96
1601	\$1,850	1/2	\$2.2	834	Jun 2020	60
701	\$1,800	1/2	\$2.2	834	Jun 2020	4
1106	\$2,700	2/3	\$2.1	1,288	Jun 2020	24
2403	\$3,950	3/3	\$2.3	1,719	May 2020	84
1812	\$3,500	3/3	\$2.1	1,655	Apr 2020	48
1208	\$1,850	1/2	\$2.3	806	Mar 2020	36
1901	\$2,450	1/2	\$2.9	834	Mar 2020	19
1711	\$2,975	2/2	\$2.3	1,267	Mar 2020	49
1410	\$2,600	2/3	\$2.1	1,257	Feb 2020	7
2204	\$2,700	2/3	\$2.2	1,230	Feb 2020	77
1203	\$4,300	3/3	\$2.5	1,719	Feb 2020	25
506	\$2,950	2/3	\$2.3	1,288	Jan 2020	120
LPH-08	\$2,000	1/2	\$2.5	806	Jan 2020	62
1106	\$2,750	2/3	\$2.1	1,288	Jan 2020	70
2308	\$1,950	1/2	\$2.4	806	Jan 2020	42

Currently Listed

ACTIVE LISTINGS 1/3

Unit	Price	Beds/Baths	\$/Sqft	Sqft	Listing Date	Owner
PH-02	\$3,950	3/2	\$2.5	1573	Jan 2020	RENE J VALVE...
PH-02	\$669,000	3/2	\$425.3	1573	Jan 2020	RENE J VALVE...
PH-06	\$990,000	3/4	\$457.7	2163	Jul 2020	N/A
LPH06	\$1,400,000	3/4	N/A	N/A	Jul 2020	N/A
LPH-02	\$800,000	3/3	\$508.6	1573	Jun 2020	GOIACI ALVE...
LPH-01	\$2,300/mth	1/1	\$2.8	834	Jul 2020	N/A
LPH-08	\$1,980/mth	1/2	\$2.5	806	Jul 2020	N/A
202	\$3,900/mth	3/3	\$3.0	1305	Jul 2020	CINDY SUAREZ
303	\$715,000	3/3	\$420.1	1702	Jul 2020	HECTOR VILL...
604	\$435,000	2/3	\$353.7	1230	Jul 2020	N/A
607	\$325,000	1/2	\$327.6	992	Jul 2020	SANDY SEMA...
607	\$2,300/mth	1/2	\$2.3	992	Jul 2020	SANDY SEMA...
608	\$328,000	1/1	\$406.9	806	Jun 2020	
707	\$310,000	1/2	\$312.5	992	Mar 2020	
707	\$310,000	1/2	N/A	N/A	Jun 2020	
707	\$2,150/mth	1/2	\$2.2	992	Jun 2020	
707	\$309,000	1/2	\$311.5	992	Jul 2020	
707	\$2,199/mth	1/2	\$2.2	992	Jul 2020	
1104	\$489,000	2/3	\$397.6	1230	Jun 2020	JOSE CARLOS...
1106	\$450,000	2/3	\$349.4	1288	Jun 2020	N/A

Currently Listed

ACTIVE LISTINGS 2/3

Unit	Price	Beds/Baths	\$/Sqft	Sqft	Listing Date	Owner
1108	\$300,000	1/2	\$372.2	806	Jun 2020	PAULA CORR...
1203	\$730,000	3/3	\$424.7	1719	Feb 2020	AMICORP U.S...
1207	\$309,315	1/2	\$311.8	992	Jun 2020	RICARDO P M...
1208	\$318,725	1/2	\$395.4	806	Feb 2020	JOSE SALAS &...
1410	\$460,000	2/3	\$366.0	1257	Jun 2020	N/A
1411	\$480,000	2/2	\$378.8	1267	Jul 2020	JAIME ZARUSKI
1412	\$3,900/mth	3/3	\$2.4	1655	Jun 2020	N/A
1505	\$439,000	2/2	\$355.2	1236	Jun 2020	ALTAGRACIA...
1511	\$424,000	2/2	\$334.6	1267	Jul 2020	ANITA NANW...
1511	\$2,900/mth	2/2	\$2.3	1267	Feb 2020	ANITA NANW...
1512	\$650,000	3/3	\$392.7	1655	Jul 2020	ANTONIO A...
1606	\$460,000	2/3	\$357.1	1288	Jul 2020	NICOLAS VAL...
1704	\$535,000	2/3	\$435.0	1230	Jul 2020	ROBERT D RO...
1707	\$310,000	1/2	\$312.5	992	Jul 2020	N/A
1906	\$2,800/mth	2/3	\$2.2	1288	Feb 2020	N/A
1906	\$2,800/mth	2/3	\$2.2	1288	Jul 2020	N/A
2004	\$510,000	2/3	\$414.6	1230	Jul 2020	N/A
2008	\$305,000	1/2	\$378.4	806	Mar 2020	EDUARDO W...
2011	\$450,000	2/2	\$355.2	1267	Jun 2020	JEROME L EN...
2109	\$433,000	2/3	\$344.5	1257	Jul 2020	SHIRE PROPE...

Currently Listed

ACTIVE LISTINGS 3/3

Unit	Price	Beds/Baths	\$/Sqft	Sqft	Listing Date	Owner
2403	\$725,000	3/3	\$421.8	1719	Jul 2020	JEROME LEN...
2404	\$2,595/mth	2/3	\$2.1	1230	Jul 2020	
2409	\$450,000	2/2	\$358.0	1257	Jul 2020	JOSE GABRIE...